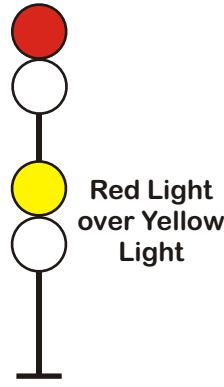


Interlocking -
 Stop Signal
 Stop

ABS -
 No Meaning Given

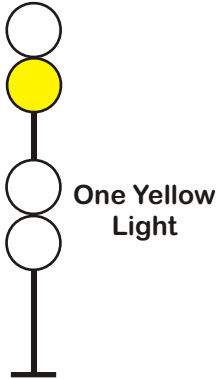
Figure 1



Interlocking -
 Slow Speed Signal
 Proceed at slow speed,
 prepared to stop.

ABS -
 Stop and Proceed Signal
 Stop and proceed (under
 limitation given in Book
 of Rules).

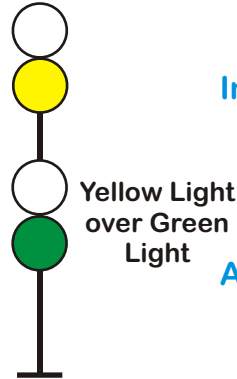
Figure 2



Interlocking -
 Approach Signal
 Approach next signal
 prepared to stop.

ABS -
 Approach Signal
 Approach next signal
 prepared to stop.

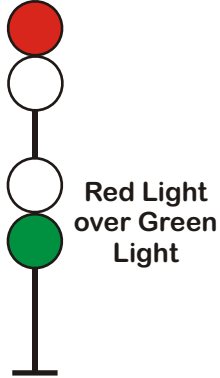
Figure 3



Interlocking -
 Approach Restricting Signal
 Approach next signal at
 restricted speed.

ABS -
 Approach Restricting Signal
 Approach next signal at
 restricted speed.

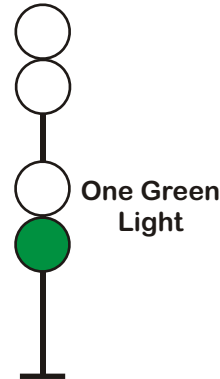
Figure 4



Interlocking -
 Clear Restricting Signal
 Proceed at restricting
 speed.

ABS -
 No Meaning Given

Figure 5



Interlocking -
 Clear Signal
 Proceed.

ABS -
 Clear Signal
 Proceed.

Figure 6

Interlocking High and Automatic Block Signals

Note: An automatic block signal is distinguished from an interlocking signal by a number plate.

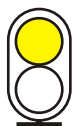
Slow Speed Signals



One Red
 Light

Figure 7

Stop Signal
 Stop



One Yellow
 Light

Figure 8

Slow Speed Signal
 Proceed at slow speed,
 prepared to stop.

SIGNAL ASPECTS of the DELAWARE, LACKAWANA & WESTERN RAILROAD

December 1925

© Todd Sestero
 Map may be printed and
 used for personal use only